




Scalper GS 28



Rev Machine

+39 0541 928 474 

info@rev.it 

www.rev.it 

The compact and maneuverable screening unit has been specially developed for medium-sized and small construction sites where versatility in material handling, quick relocation, and setup are required. It can be equipped with various screens, including finger screens, BOFOR bars, perforated plates, classic nets, and clogging nets for the lower deck. The machine is equipped with a powerful turbo diesel engine and a hydraulic unit with variable flow circuits and load-sensing pumps to optimize performance.

Feeding hopper	
Standard capacity (m3)	3
Feed height (mm)	3185
Belt feeder	
Width (mm)	1050
Vibrating screen	
1st Deck dimensions	2750x1220
2nd Deck dimensions	2750x1220
Frontal belt	
Width (mm)	1050
Discharge height (mm)	3430
Middle side belt	
Width (mm)	650
Discharge height (mm)	3145
Side belt of fine material	
Width (mm)	650
Discharge height (mm)	3145
Collection conveyor	
Width (mm)	1000
Engine	Deutz 2.9 L4 Stage V
Power (kW)	49
Track	
Width (mm)	400
Length (mm)	3051
Weight (kg)	16500
Performance	
Max feeding size (mm)	500
Hourly production ton/h	280t/h

Optional:

- √ Different types of mesh
- √ Magnetic belt on upper frontal belt
- √ Fingers / bofor / punched plate
- √ Automatic greasing unit
- √ Hydraulically foldable hopper walls

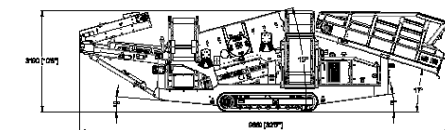
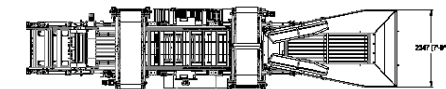
Working Dimensions

Length (mm)	11255
Width (mm)	10900
Height (mm)	3685



Transport Dimensions

Length (mm)	9880
Width (mm)	2550
Height (mm)	3190
Weight (kg)s	16500



Rev Machine

+39 0541 928 474 
 info@rev.it 
 www.rev.it 